

**3U OPENVPX BACKPLANE ALIGNED WITH SOSA™**

6 slots with optional VITA 66 & 67 connectors

**DESCRIPTION**

Designed in alignment with The Open Group® Sensor Open Systems Architecture™ Technical Reference Standard (SOSA), this 3U backplane offers 6 PIC (Plug in Card) slots to support the defense industry's hardware and software convergence initiatives per the DoD's Modular Opens Systems Approach (MOSA) and CMOSS (C5IR/EW Modular Open Suite of Standards). It provides the foundation for high-performance mission-critical systems requiring lower lifecycle costs and rapid technology insertion. It enables complex, high speed signal processing systems with the latest optical fiber and RF connectivity as well as precision network timing (PNT), and slot profiles for SBCs, switches, and payload expansion.

The backplane supports high-speed signals on all data paths and VITA 67.3 connectors and VITA 66.5 optical connectors.


Developers can use the development backplane as configured or work with Elma to identify your specific profile configuration needs.

**FEATURES**


- Slot profiles in alignment with the SOSA technical standard
- Six SOSA PIC slots 3U OpenVPX backplane
- Power studs
- Supports dual domain Ethernet switch 1/10/40 & 25/100
- PNT slot profile SLT3x-TIM-2S1U22S1U2U1H-14.9.2
- Routed Expansion plane links support PCIe Gen 4 data rates
- All control and data plane links are designed for 25 Gbps data rates and support 100GBASE-KR4
- Maintenance serial ports routed to one header
- Matched length, low skew REF and AUX radial clocks
- IPMC header for external chassis manager

**BENEFITS**

- Supports DoD's Modular Open Systems Approach (MOSA) initiative
- Supports current Ethernet and PCI Express standards
- Enables the development of a common, modular architecture across critical C5ISR and EW systems
- Contributes to optimized SWaP requirements and lower life-cycle costs for rapid technology insertion



Front View



Rear View

**BOARD SPECIFICATIONS**

- 24 layers
- 1 oz and ½ oz power and ground layers
- PCB Tachyon 100G
- PCB 0.212" thick

**MECHANICAL SPECIFICATIONS**

- 3U height
- 1 Switch slot, 1 Timing Slot and 4 Payload slots
- 5.067" tall x 6.770" wide

**3U OPENVPX BACKPLANE ALIGNED WITH SOSA™**

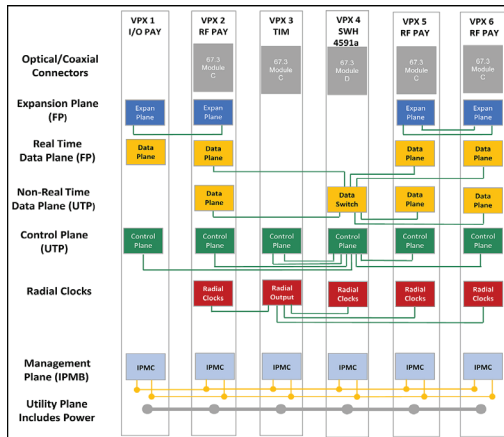
6 slots with optional VITA 66 &amp; 67 connectors

**TOPOLOGY**

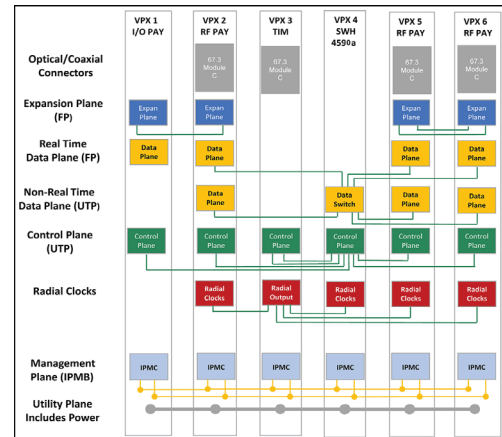
BACKPLANE DESIGN (This full featured backplane has cutting edge interconnect technology and a range of OpenVPX slot profiles aligned with SOSA guidelines.)

**1SVX306ACP-1X31:**

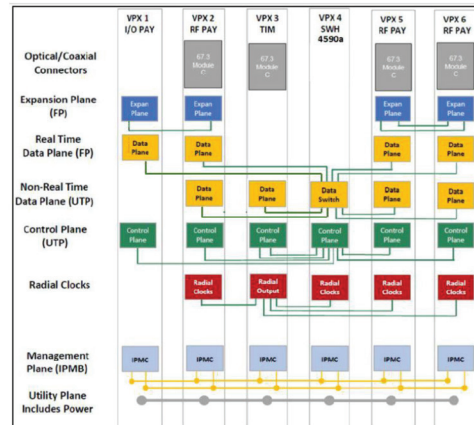
Slot 1: SLT3-PAY-1F1F2U1TU1TU1T-14.2.16  
 Slot 2, 5 & 6: SLT3-PAY-1F1U1S1S1U1U2F1H-14.6.11  
 Slot 3: SLT3x-TIM-2S1U22S1U2U1H-14.9.2  
 Slot 4: SLT3-SWH4F1U7U1J-14.8.7

**1SVX306AEP-1X31:**

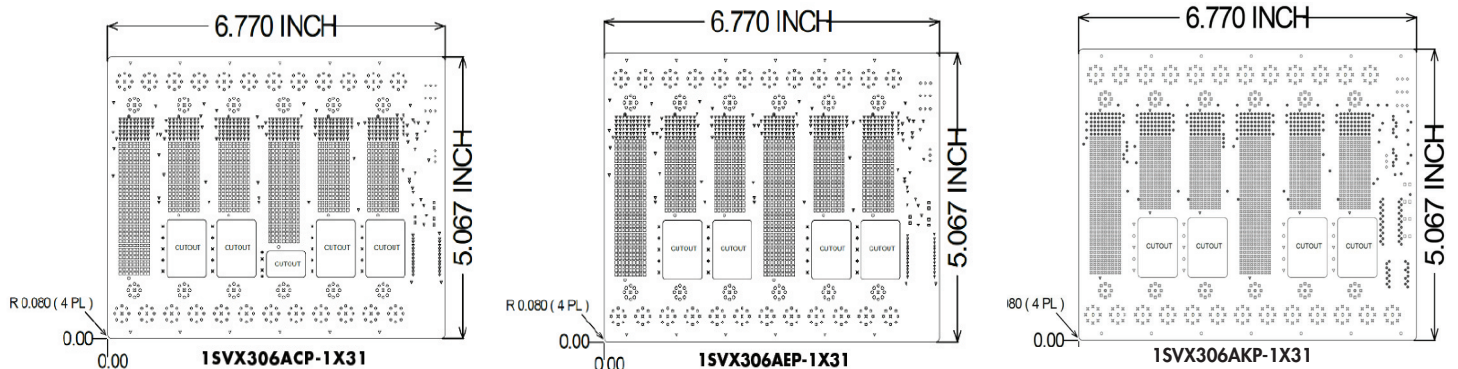
Slot 1: SLT3-PAY-1F1F2U1TU1TU1T-14.2.16  
 Slot 2, 5 & 6: SLT3-PAY-1F1U1S1S1U1U2F1H-14.6.11  
 Slot 3: SLT3x-TIM-2S1U22S1U2U1H-14.9.2  
 Slot 4: SLT3-SWH6F1U7U-14.4.14

**1SVX306AKP-1X31:**

Slot 1: SLT3-PAY-1F1F2U1TU1TU1T-14.2.16  
 Slot 2, 5 & 6: SLT3-PAY-1F1U1S1S1U1U2F1H-14.6.11  
 Slot 3: SLT3x-TIM-2S1U22S1U2U1H-14.9.2  
 Slot 4: SLT3-SWH6F1U7U-14.4.14

**LINE DRAWINGS**

BACKPLANE DESIGN




**3U OPENVPX BACKPLANE ALIGNED WITH SOSA™**

6 slots with optional VITA 66 &amp; 67 connectors

**VITA 66.5 OPTICAL AND 67.3 RF CONNECTOR EXAMPLES**


FOR USE IN BACKPLANE APERTURES



DOUBLE HYBRID



BACKPLANE

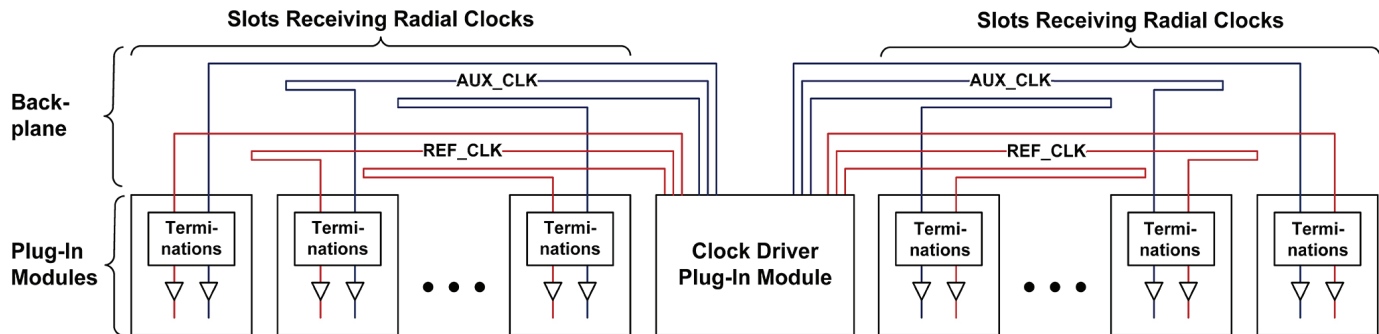


VITA 67.3 C MODULE WITH 14 POS SMPM

**PRECISE NETWORK TIMING**

BACKPLANE DESIGN

The backplane supports a radial slot card for precision timing and synchronization.

**EXPANSION PLANE**

BACKPLANE DESIGN

Expansion Plane connection links can be used with Meritec cables, between slots 1 &amp; 2 on the available RTM pins.

**APPLICATIONS**

OpenVPX backplanes aligned to SOSA are used in embedded computing systems that enable high speed data processing in critical defense and industrial applications, such as:

- › Mission control
- › Sensor based systems
- › Surveillance
- › Radar and other beamforming applications
- › Weapons control
- › Target tracking and display
- › Navigational Control
- › Threat detection
- › Process monitoring
- › Environmental monitoring

**3U OPENVPX BACKPLANE ALIGNED WITH SOSA™**

6 slots with optional VITA 66 &amp; 67 connectors

**RELATED PRODUCTS**

- › Convection or conduction cooled load boards
- › Rear Transition Modules for I/O
- › Intel and ARM based Single Board Computers (SBCs)
- › NVIDIA based, high performance GPGPU cards

- › Cables, RF connectors, and optical connectors
- › 19" rackmount, rugged ATR and Small Form Factor enclosures and chassis platforms

**ORDERING INFORMATION**

Height	# Slots	Description	Switch Slot Profile	Payload Slots 2, 5 & 6 Profile	Timing Slot Profile	Part Number
3U	6	6-slots 25Gb backplane aligned to SOSA, with no 67.3 aperture in the switch slot, four fat pipes (FP) on the data plane, and ultra-thin pipe (UTP) on data plane to the timing slot, without any VITA 66/67 modules installed	14.4.14	14.6.11-0	14.9.2-0	1SVX306AKP-1X31
3U	6	6-slots 25Gb backplane aligned to SOSA, with no VITA 67.3 aperture in switch slot, three fat pipes (FP) on the data plane, without any VITA 66/67 modules installed	14.4.14	14.6.11-0	14.9.2-0	1SVX306AEP-1X31(R)*
3U	6	6-slots 25Gb backplane aligned to SOSA, with no VITA 67.3 aperture in switch slot, three fat pipes (FP) on the data plane, without any VITA 66/67 modules installed, with 14 position SMPM connectors in Payload slots 2, 5 & 6 and a 10 position SMPM connector in Timing slot 3	14.4.14	14.6.11-4	14.9.2-1	1SVX306AEP-9001(R)*
3U	6	6-slots 25Gb backplane aligned to SOSA, with no VITA 67.3 aperture in switch slot, three fat pipes (FP) on the data plane, without any VITA 66/67 modules installed, with 10 position SMPM connectors in Payload slots 2, 5 & 6 and a 10 position SMPM connector in Timing slot 3	14.4.14	14.6.11-2	14.9.2-1	1SVX306AEP-9002(R)*
3U	6	6-slots 25Gb backplane aligned to SOSA, with VITA 67.3D aperture in the switch slot, with no VITA 66/67 modules installed	14.8.7-0	14.6.11-0	14.9.2-0	1SVX306ACP-1X31(R)*
3U	6	6-slots 25Gb backplane aligned to SOSA, with VITA 67.3D aperture in the switch slot, with module D in Switch slot, with 14 position SMPM connectors in Payload slots 2, 5 & 6 and a 10 position SMPM connector in Timing slot 3	14.9.2-5	14.6.11-4	14.9.2-1	1SVX306ACP-9001(R)*
3U	6	6-slots 25Gb backplane aligned to SOSA, with VITA 67.3D aperture in the switch slot, with module D in Switch slot, with 10 position SMPM connectors in Payload slots 2, 5 & 6 and a 10 position SMPM connector in Timing slot 3	14.9.2-5	14.6.11-2	14.9.2-1	1SVX306ACP-9002(R)*

\*RoHS-3 compliant assemblies of these part numbers are available upon request.

Upon request we can provide VITA 66/ VITA 67 connector modules installed in the backplane apertures.



© Copyright 2023 by Elma Electronic Inc. Subject to technical modifications, all data supplied without liability.

**Please contact our sales team for more details.**

United States: +1 510 656 3400  
France: +33 388 56 72 50

Germany: +49 7231 97 34 0  
Israel: +972 3 930 50 25

Singapore: +65 6479 8552  
Switzerland: +41 44 933 41 11

United Kingdom: +44 1234 838 822